

Exhibitor manual



2019 III GLOBAL FISHERY FORUM & SEAFOOD EXPO

Organizer:





**2019 III GLOBAL FISHERY FORUM
& SEAFOOD EXPO**

CONTENTS:

Part 1. INFORMATION

| | |
|--|----------|
| Contacts | 1 |
| Exhibition schedule | 2 |
| Map of the public transport | 3 |
| Map of venue | 4 |
| Venue | 5 |
| Access to the venue..... | 5 |
| Delivery / removal of goods | 5 |
| Onsite Demonstration..... | 5 |
| Loading / unloading | 5 |
| Insurance | 5 |
| Fire safety rules | 6 |
| Catering and tasting show on the booth | 6 |
| Trade at the exhibition | 6 |
| Deadlines | 6 |
| Equipped stands | 6 |
| Security | 6 |
| Custom build stands | 7 |
| Build-up rules..... | 7 |

Part 2. ORDER FORMS

| | |
|--|----|
| Form T. Summary of orders | 8 |
| Form 1. Standard shell scheme, type A | 9 |
| Form 2. Standard shell scheme, type B..... | 11 |
| Form 3. Standard shell scheme, type C..... | 13 |
| Form 4. Fascia name, graphic works | 15 |
| Form 5.1 Additional equipment..... | 16 |
| Form 5.2 Additional equipment..... | 17 |
| Form 5.3 Additional equipment..... | 18 |
| Form 6. Sketch of the equipped booth..... | 19 |
| Form 7. Temporary staff, cleaning | 20 |
| Form 8. Electricity, water, compressed air and internet..... | 21 |
| Form 9. A-V equipment..... | 22 |
| Form 10. Fridge equipment..... | 23 |
| Samples of standard equipment | |
| Sample letters: Goods in/out letter..... | |



2019 III GLOBAL FISHERY FORUM
& SEAFOOD EXPO

CONTACTS

| | | | |
|-------------------------|---------------------|-------------------------------|--|
| Head of technical dept. | Alexey Moroz | +7 (499) 922-44-17 | +7 (917) 501-27-98 a.moroz@rusfishexpo.com |
| Technical manager. | Mariya Ovchinnikova | +7 (499) 922-44-17 | +7 (926) 869-20-15 m.ovchinnikova@rusfishexpo.com |
| Head of sales | Nazarieva Elizaveta | +7 (499) 922-44-17 | +7 (916) 234-25-42 e.nazarieva@rusfishexpo.com |
| Sales manager | Timur Kamaev | +7 (499) 922-44-17 доб.115 | +7 (925) 853-31-26 t.kamaev@rusfishexpo.com |
| Sales manager | Altana Mandzhieva | +7 (499) 922-44-17 доб.113 | +7 (903) 211-21-20 a.mandzhieva@rusfishexpo.com |
| Advertising and PR | Lola Mutakharova | +7 (499) 922-44-17 | +7 (925) 562-18-84 l.mutaharova@rusfishexpo.com |



**2019 III GLOBAL FISHERY FORUM
& SEAFOOD EXPO**

EXHIBITION SCHEDULE:

| | | |
|----------------------|--|---|
| 07 July Sunday | 09:00 - 20:00 | Stands build-up (custom and equipped stands) |
| 08 July Monday | 09:00 - 20:00 | Stands build-up (custom and equipped stands) |
| 09 July Tuesday | 09:00 - 22:00 14:00 - 22:00 16:00 - 22:00 | Stands build-up (custom and equipped stands) All exhibitors can arrive to their stands Registration for all exhibitors |
| 10 July Wednesday | 09:00 - 19:00 10:00 - 18:00 | Working hours of pavilion Exhibition open for visitors |
| 11 July Thursday | 09:00 - 19:00 10:00 - 18:00 | Working hours of pavilion Exhibition open for visitors |
| 12 July Friday | 09:00 - 17:00 10:00 - 16:00 17:00 - 19:00 19:00 - 22:00 | Working hours of pavilion Exhibition open for visitors All exhibitors can remove their exhibits Dismantling (custom and equipped stands) |
| 13 July Saturday | 09:00 - 20:00 | Dismantling (custom and equipped stands) |

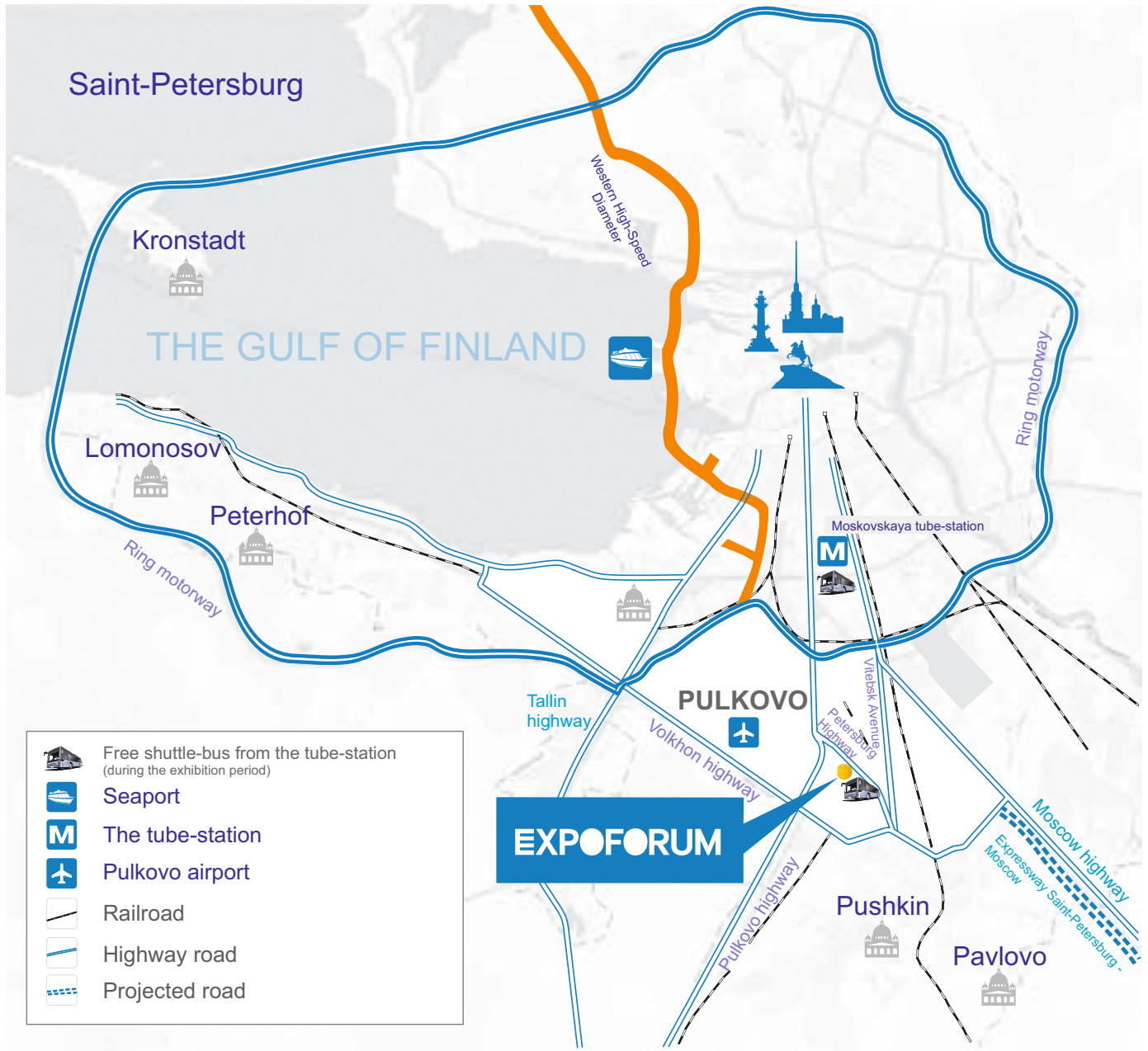
Please note.

- The schedule of delivery large-scale exhibits have to be agreed by technical dept.
- Exhibitors with equipped space can arrive at their stand at 14:00 of 09 July.
- All exhibitor materials and structures must be removed from the venue at 19:00 12 July; otherwise, the exhibitor will bear responsibility for their safety and costs for their removal



2019 III GLOBAL FISHERY FORUM
& SEAFOOD EXPO

MAP OF THE PUBLIC TRANSPORT





2019 III GLOBAL FISHERY FORUM & SEAFOOD EXPO

MAP OF THE VENUE





2019 III GLOBAL FISHERY FORUM & SEAFOOD EXPO

PART 1. Information

Venue

196140, St Petersburg, Peterburgskoye sh 64/1

GPS:59.76351, 30.35746

Public transport

Bus № 187K, during exhibition period only.

The schedule: 8:30 - 19:40, every 15 min.

The fixed route-taxi № K-545, № K-299

Free of charge shuttle-buses during exhibition period.

The bus station near the Moskovskiy prospekt build 197.

The schedule: 9:30 - 19:00, every 15 min.

From the tube station "Leninskiy prospekt"

Free of charge shuttle-buses during exhibition period.

The bus station near the Leninskiy prospekt build. 128

The schedule: 9:45 - 19:00, every 15 min.



Ceiling heights in Pavilion

Max height of the stands - 6m.

Max height of the suspensions - 9m.

Gate: height 4,9m. x wight 4,9m.

Max permitted loads on the floor: 2500kg/per m2

Columns, hatch, utility connection points

Columns, pillars, fire points and/or utility connection points for your or other stands can be located within your stand area. In this case, power cables and pipes with a diameter of 50mm, as well as electrical cabinets and breaker boxes can be placed in aisles or your stand area **without additional consent**. Please take into account the possibility when planning to cover the area with a podium or floor tiles. For additional information please contact Expo Solutions Group technical dept.

Access to the venue

Exhibitor badges allow exhibitors and their staff access to the pavilions during the set-up/dismantling period and during the exhibition. After official time of dismantling/exhibition/montling the access is permitted. In off-time the pavilion is closed and sealed. The pavilion opens only in presence of responsible person from the organizers team.

Delivery / removal goods

Access of cars and trucks for the delivery of goods exhibitors during the build-up and dismantling period is no charge. Passes for cars can be obtained at the office of the organizers at the exhibition or in the Service-center of the exhibition pavilion G on the day of arrival or in advance contacting the technical department of the Expo Solutions Group.

Please note. According to the rules of the venue, free transport in the unloading zone is limited: a car - 1 hour, a freight car up to 3.5 tons - 2 hours, cargo more than 3.5 tons - 3 hours. Additional hour of stay is paid separately, the cost is from 500 to 1000 rub. incl. VAT, depending on the type of vehicle

For the delivery of goods into the pavilion, please fill in a letter for the taking in/ out of equipment, the letter has to be signed and sealed in three copies. To move in, please leave the car at the parking area, and get your letter signed at the Service-center in the lobby of pavilion G, access to the gates will be allowed upon the presentation of the approved letter to the security at the entrance pass bought from the Service-center.

Onsite Demonstration

Please pay attention that any onsite demonstration of the equipemnt should be allowed by organizer's team and venue. We are kindly ask you to provide obligatory document to the technical department to approve demonstration.

Loading / unloading

Please pay attention that loading/ unloading work associated with the use of heavy lifting equipment produced by specialist and facilities accredited organization.

In the territory of venue is carried out by PAN-BALTService company.

<http://pan-baltservice.ru>

Contact person: Andrei Galkin

Tel: 8-921-964-30-39

mail: galkin@pbs.spb.ru

Please note! Entry of handling machinery into the territory of venue for self-loading and unloading work without the consent of PAN-BALTService company is prohibited.



2019 III GLOBAL FISHERY FORUM & SEAFOOD EXPO

PART 1. Information

Insurance

The Organizers have in force Employers' & Public Liability Insurance in respect of their liability to their employees for death or injury and in respect of injury to third parties or damage to third party property. In the event of an incident which may give rise to a claim you should immediately contact the Organizers' representative on site to report the matter who will provide you with the relevant documentation for you to complete. You must co-operate with the Organizer in Any such claim and provide any information that they may request. Exhibitors are responsible for arranging any other insurance, such as cover for loss of expenses caused by cancellation/abandonment and loss of or damage to exhibits and other items, through their own to insurance brokers.

Fire safety rules

Exhibitors and Contractors are required to comply with the Fire Safety Rules, the provisions of Federal Law No. 69-FZ of December 21, 1994 "On Fire Safety", Federal Law No. 123 FZ, dated July 22, 2008, "Technical Regulations on Fire Safety Requirements" and bear full responsibility for their violation in accordance with current legislation of the Russian Federation.

Catering and tasting show on the booth

Cooking and holding tasting sessions at exhibition stands must be agreed with the organizer and must comply with the following requirements:

1. Cooking must only be done using electric ovens.
2. The stand must be fitted with a professional extractor hood with a filter to neutralize odors.
3. Open flames, and creating smoke or strong odors are prohibited.
4. The exhibitor must comply with the Fire Safety Regulations. Any deviation from these rules must be accompanied by written permission from the "Ministry of Emergency Situations of the Russian Federation".
5. Tasting sessions must comply with hygiene standards. The exhibitor must ensure proper waste disposal as well as keeping the stand and surrounding area clean.
6. In case of complaints from other exhibitors, the organizers reserve the right to terminate the cooking and food tasting.

Trade at the exhibition

Any kind of trade, catering and consumer services on the territory of the exhibition can be carried out only with the written permission of the organizers of the exhibition and in accordance with the requirements of existing laws and other regulatory and legal acts regulating activities in the sphere of trade, public catering and consumer services.

Deadlines

Please note that all forms for additional equipment or services submitted later on June 09 will be accepted subject to technical feasibility and with a surcharge of 50%, additional orders for equipment at the exhibition are subject to a surcharge of 100%.

Equipped space

The construction of equipped spaces is provided by the organizers, Expo solutions group. Please make a note of the type of stand you have chosen and what equipment is included in the price. Refunds will not be provided for equipment not used. You can use the Exhibitor Manual to order various types A, B, C, or Individual construction of your space only stand.

To stabilize the stand it may be necessary to include additional supporting poles and beams or wall panels, which are not shown on your stand layout plan. These supports must be temporary removed due to the delivery of large exhibits to you, please contact the Technical dept.

Security

General security for the pavilion is included in the cost of renting a stand space. It is recommended to have at least one member of your company at the stand at all times, from when the exhibition opens to when the hall is closed by the security team, to ensure the security of your exhibits and personal items (see Exhibition schedule).

The organizers and exhibition centre do not bear responsibility for any losses occurred from when the pavilion opens to when the hall is closed by the security team.

Within half an hour after the end of the official time of build-up by security, the hall is released from exhibitors and sealed until 09:00 in the morning of the next exhibition day, the exhibition hall is opened only in the presence of the organizers of the exhibition.

Cleaning

General cleaning of the aisles will be carried out every morning prior to opening as well as the removal of small amounts of refuse, provided they are placed in plastic bags or cartons in front of the stand in the evening. To have individual daily cleaning for your stand, place an order using Form №6.



2019 III GLOBAL FISHERY FORUM & SEAFOOD EXPO

PART 1. Information

Custom stand building

If you want your stand to fully reflect your corporate identity, using original and interesting design solutions to demonstrate your products and services as effectively as possible, we can help you. Ordering a custom build stand will allow you to: save time, optimise your budget, and receive a full range of quality stand services from your personal manager.



Alexey Moroz

☎ +7 (917) 501-27-98

✉ a.moroz@rusfishexpo.com

Please note!

All custom stand building at the exhibition «Seafood expo Russia» is carried out only through the exhibition management. The organizers guarantee the provision of construction services in full and at the agreed time.



Build-up rules

During the build-up and dismantling in venue, the following actions are prohibited:

- use the services, equipment, facilities, non-accredited Exhibits of groups of organizations, attract staff of non-accredited companies;
- without coordinating with the organizers, place adhesive and other materials on walls, floors, columns, windows and doors, as well as on metal structures of ceilings of pavilions and other premises;
- fasten elements of stands to walls or floor;
- use stationary circular saws, surface grinders, chainsaws and other construction tools not equipped with a dust collector, and also conduct welding operations (open fire);
-

- dismantle the elements of the dismantled structures and packaging containers (lumber, chipboard, fiberboard, plywood, etc.) in garbage containers for household waste owned by LLC "EF-International" (venue);
- It is forbidden to obstruct the passages between the stands with exhibits and equipment;
 - Access to installation passes on the territory of the exhibition during its days is prohibited.

PART 2. ORDER FORMS. FORM T. SUMMARY OF ORDERS

Company name

Contact person

Telephone

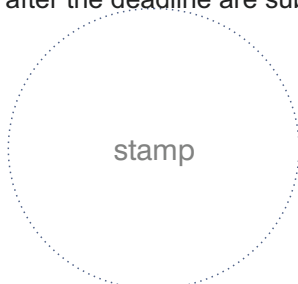
mail

Title of Form

Total cost, euro

Please note!

1. This form is a summarized order of all additional services that you choose from this manual. Form T is obligatory for filling and is the basis invoice.
2. Your sign on this form and sending it to technical dept. means that orders will be fully paid by Exhibitor.
3. All above-stated prices include VAT.
4. Order can't be cancelled in unilaterally way.
5. Orders after the deadline are subject to a 50% surcharge.



signature

Total, euro

date

Form №1. STANDARD SHELL SCHEME, TYPE A

Company name

Telephone

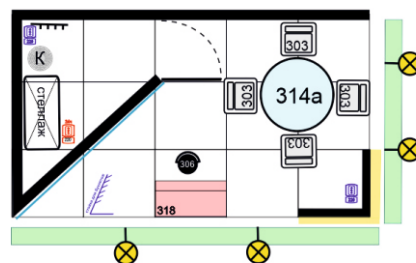

Contact person

email

We order standard shell scheme, type A:

sq.m. _____ X euro

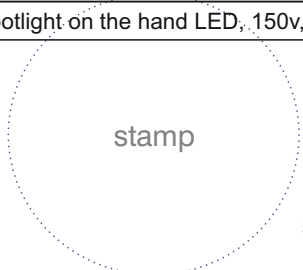
Total: _____ euro.



The sketches show an example of a 15 square meter stand, m., the type of "peninsula" and "linear."

* When the frieze has flown over 4 meters, additional supports will be involved.

| Name | from 6 to 8 sq.m. | from 9 to 14 sq.m. | from 15 to 29 sq.m. | from 30 to 44 sq.m. | from 45 to 50 sq.m. | more 50 sq.m. |
|---|-------------------|--------------------|---------------------|---------------------|---------------------|---------------|
| Flooring, carpet | ✓ | ✓ | ✓ | ✓ | ✓ | ✓ |
| Digital printing on the walls | ✓ | ✓ | ✓ | ✓ | ✓ | ✓ |
| Fascia name on each open side | ✓ | ✓ | ✓ | ✓ | ✓ | ✓ |
| Storage room with the lockable door, sq.m.. | - | - | 4 | 10 | 12 | 16 |
| 3D logo, pcs. | 1 | 1 | 2 | 3 | 4 | 5 |
| Lightbox one-sided, кв м | 3 | 6 | 6 | 12 | 15 | 18 |
| Wall with the glass elements covered by digital printing, sq.m. | - | - | 9 | 12 | 18 | 21 |
| Information desk with a glass cover, 3d logo, pcs. | 1 | 1 | 1 | 1 | 2 | 3 |
| Bar stool, pcs. | 1 | 1 | 1 | 1 | 2 | 3 |
| Round / square table, glass. D-80cm., Pcs. | 1 | 1 | 2 | 3 | 4 | 5 |
| Chair type A, pcs.. | 2 | 4 | 8 | 12 | 16 | 18 |
| 3-Shelf unit, pcs. | - | - | 1 | 2 | 2 | 4 |
| Brochure holder A4, pcs. | 1 | 1 | 1 | 2 | 2 | 4 |
| Electricity connection and consumption | up to 5 kw | | | up to 10 kw | | |
| Plug socket 220v / 24 hour up to 1 kW | 1/1 | 1/1 | 2/1 | 3/2 | 3/2 | 3/3 |
| Wall rack, pcs. | 1 | 1 | 1 | 1 | 1 | 1 |
| Paper bin, pcs. | 1 | 1 | 1 | 1 | 2 | 2 |
| Spotlight on the hand LED, 150v, pcs. | 3 | 3 | 4 | 10 | 12 | 15 |



stamp



Total, euro

signature

date

Form №1.1. STANDARD SHELL SCHEME, TYPE A


3 OPEN SIDES STAND



2 OPEN SIDES STAND



1 OPEN SIDE STAND





Form №2. STANDARD SHELL SCHEME, TYPE B

Company name

Telephone

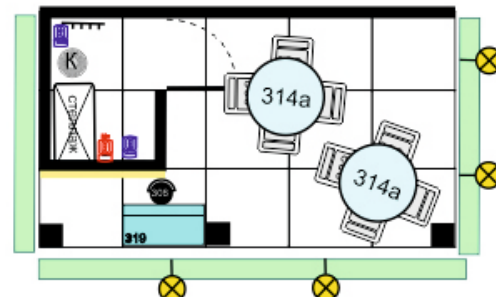

Contact person

email

We order standard shell scheme, type B:

sq.m. _____ X euro

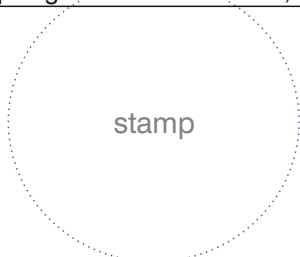
Total: _____ euro.



The sketches show an example of a 15 square meter stand, m., the type of "peninsula" and "linear."

* When the frieze has flown over 4 meters, additional supports will be involved.

| Name | from 6 to 8 sq.m. | from 9 to 14 sq.m. | from 15 to 29 sq.m. | from 30 to 44 sq.m. | from 45 to 50 sq.m. | более 50 кв м |
|---|-------------------|--------------------|---------------------|---------------------|---------------------|---------------|
| Flooring, carpet | ✓ | ✓ | ✓ | ✓ | ✓ | ✓ |
| Full color printing on the walls | ✓ | ✓ | ✓ | ✓ | ✓ | ✓ |
| Inscription on the frieze. On the open sides of the stand | ✓ | ✓ | ✓ | ✓ | ✓ | ✓ |
| Storage room with the lockable door, sq.m. | - | - | 4 | 10 | 12 | 16 |
| Light element (Lightbox one-sided), кв м | - | 6 | 9 | 12 | 18 | 21 |
| Information desk with 2D logo, pcs. | 1 | 1 | 1 | 1 | 2 | 3 |
| 2D logo, pcs. | 1 | 1 | 2 | 3 | 4 | 5 |
| Bar stool, pcs. | 1 | 1 | 1 | 1 | 2 | 3 |
| Round / square table, glass. D-80cm., Pcs. | 1 | 1 | 2 | 3 | 4 | 5 |
| Chair type B | 2 | 4 | 8 | 12 | 16 | 18 |
| 3-Shelf unit, pcs. | - | - | 1 | 2 | 2 | 4 |
| Electricity connection and consumption | up to 5 kw | | | up to 10 kw | | |
| Plug socket 220v / 24 hour up to 1 kW | 1/1 | 1/1 | 2/1 | 3/2 | 3/2 | 3/3 |
| Wall rack, pcs. | 1 | 1 | 1 | 1 | 1 | 1 |
| Paper bin, pcs. | 1 | 1 | 1 | 1 | 2 | 2 |
| Spotlight on the hand LED, 150v, pcs. | 3 | 3 | 4 | 10 | 12 | 15 |





Total, euro

signature



date

Form №2.1. STANDARD SHELL SCHEME, TYPE B


3 OPEN SIDES STAND



2 OPEN SIDES STAND



1 OPEN SIDE STAND



Form №3. STANDARD SHELL SCHEME, TYPE C

Company name

Telephone

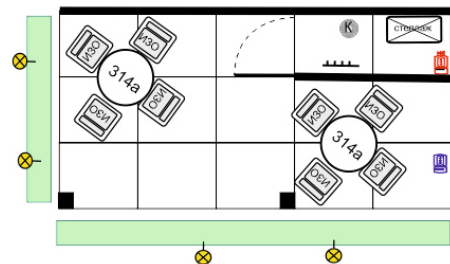
Contact person

email

We order standard shell scheme, type C:

sq.m. _____ X euro

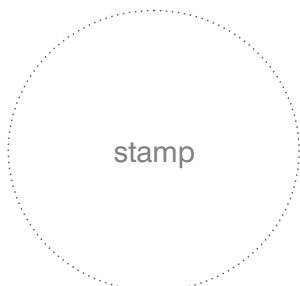
Total: _____ euro.



The sketches show an example of a 15 square meter stand. m., the type of "peninsula" and "linear."

* When the frieze has flown over 4 meters, additional supports will be involved.

| Name | from 6 to 8 sq.m. | from 9 to 14 sq.m. | from 15 to 29 sq.m. | from 30 to 44 sq.m. | from 45 to 50 sq.m. | more 50 sq.m |
|---|-------------------|--------------------|---------------------|---------------------|---------------------|--------------|
| Flooring, carpet | ✓ | ✓ | ✓ | ✓ | ✓ | ✓ |
| Full color printing on the walls | ✓ | ✓ | ✓ | ✓ | ✓ | ✓ |
| Inscription on the frieze. On the open sides of the stand | ✓ | ✓ | ✓ | ✓ | ✓ | ✓ |
| Storage room with the lockable door, sq.m. | - | - | 2 | 4 | 6 | 6 |
| 2D logo, pcs. | 1 | 1 | 2 | 3 | 4 | 5 |
| Round / square table, glass. D-80cm., Pcs. | 1 | 1 | 2 | 3 | 4 | 5 |
| Chair type C, pcs | 2 | 4 | 8 | 12 | 16 | 18 |
| 3-Shelf unit, pcs. | - | - | 1 | 2 | 2 | 4 |
| Electricity connection and consumption | up to 1 kw | up to 2 kw | | up to 5 kw | | |
| Plug socket 220v / 24 hour up to 1 kW | 1/1 | 2/1 | 2/2 | 2/2 | 3/2 | 3/3 |
| Wall rack, pcs. | 1 | 1 | 1 | 1 | 1 | 1 |
| Paper bin, pcs. | 1 | 1 | 1 | 1 | 2 | 2 |
| Spotlight on the hand LED, 150v, pcs. | 3 | 3 | 4 | 10 | 12 | 15 |





Total, euro

signature

date

Form №3.1. STANDARD SHELL SCHEME, TYPE C


3 OPEN SIDES STAND



2 OPEN SIDES STAND



1 OPEN SIDE STAND





FORM №5.1 ADDITIONAL EQUIPMENT

Company name

Contact person

Telephone

email

| № | Name | ID | Q-ty | Price, euro | Total price, euro |
|----------------------------|--|------|-------|-------------|-------------------|
| 1 | Flooring, carpet | 210 | sq.m. | | |
| 2 | Raised flooring, 32mm, with metall corner, without carpet | 210a | sq.m. | | |
| 3 | Raised flooring, 100mm, with metall corner, without carpet | 210b | sq.m. | | |
| Stand constructions | | | | | |
| 4 | Wall element 1x3m, lam. chipboard | 220 | pcs. | | |
| 5 | Wall element 0,5x3m, lam. chipboard | 221 | pcs. | | |
| 6 | Wall element, diagonal 1,3x3m., lam. chipboard | | pcs. | | |
| 7 | Wall element, diagonal 0,65x3m., lam. chipboard | | pcs. | | |
| 8 | Wall element with glass 1x3m. | | pcs. | | |
| 9 | Door from the glass, lockable | | pcs. | | |
| 10 | Door, lockable | 241 | pcs. | | |
| 11 | Ceiling lattice with the ceiling panel, 1 sq.m. | 250 | pcs. | | |
| 12 | Cube from transparent PVC 1x1x1m with lighting | 400 | pcs. | | |
| 13 | Ellipse from transparent PVC 1x1x1m with lighting | 400a | pcs. | | |
| 14 | Glass elements, 1x1m, without printing | | pcs. | | |
| 15 | Element Lightbox one-way | | sq.m. | | |
| Furniture | | | | | |
| 16 | Chair type B (The option is available for types A and B) | 300 | pcs. | | |
| 17 | Chair type A (The option is available for types A) | 303 | pcs. | | |
| 18 | Chair type C (The option is available for types A, B, C) | | pcs. | | |
| 19 | Armchair, leatherette white/black | 351 | pcs. | | |
| 20 | Sofa, 2 places, leatherette white/black | 352 | pcs. | | |
| 21 | Bar stool | 306 | pcs. | | |
| 22 | Bar table, height 1-1,2m | 313 | pcs. | | |
| 23 | Round table, glass | 314a | pcs. | | |
| 24 | Round table | 314 | pcs. | | |
| 25 | Table, 80x80cm | 310 | pcs. | | |
| 26 | Table, 120x80cm | 311 | pcs. | | |
| 27 | Table for negotiations, 200x80cm | 312 | pcs. | | |
| 28 | Coffee table, glass | 313 | pcs. | | |
| 29 | Podium 0,5x0,5m, height 0,75m | 381 | pcs. | | |
| 30 | Podium 1,0x0,5m, height 0,75m | 382 | pcs. | | |

stamp

Total, euro

signature

date



FORM №5.2 ADDITIONAL EQUIPMENT

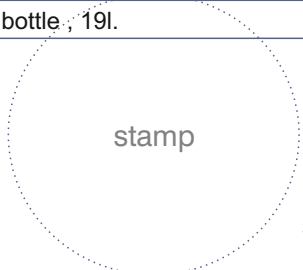
Company name

Contact person

Telephone

email

| No | Name | ID | Q-ty | Price, euro | Total price, euro |
|--------------------------|---|------|------|-------------|-------------------|
| 1 | Cupboard (with doors) 0,5x1,0m, height 0,75m | 320 | pcs. | | |
| 2 | Cupboard (with doors) 0,5x1,0m, height 1m | 321 | pcs. | | |
| 3 | Information counter (type A), 1,0x0,5x1,1m <small>available only for exhibitors ordered standard shell scheme type A</small> | 318 | pcs. | | |
| 4 | Information counter (type B), 1,0x0,5x1,1m <small>available only for exhibitors ordered standard shell scheme type B, C</small> | 319 | pcs. | | |
| 5 | Information counter radial, Rext-1m (type A) <small>available only for exhibitors ordered standard shell scheme type A</small> | | pcs. | | |
| 6 | Information counter radial, Rext-1m (type B) <small>available only for exhibitors ordered standard shell scheme type B, C</small> | | pcs. | | |
| 7 | Showcase radial ,h-1,0m, Rext-1m | | pcs. | | |
| 8 | Showcase radial, h-1,0m, Rext-0,5m | | pcs. | | |
| 9 | Showcase 1,0x0,5x1,1m, 1 shelf, no lighting | 394 | pcs. | | |
| 10 | Showcase 1,0x0,5x1,1m, 1 shelf, LED lighting | 394a | pcs. | | |
| 11 | Showcase 1,0x0,5x2,5m, 3 shelves, no lighting | 398 | pcs. | | |
| 12 | Showcase 1,0x0,5x2,5m, 3 shelves, LED lighting | 398a | pcs. | | |
| 13 | Showcase 0,5x0,5x2,5m, 3 shelves, no lighting | | pcs. | | |
| 14 | Showcase 0,5x0,5x2,5m, 3 shelves, LED lighting | | pcs. | | |
| 15 | Showcase radial, Rext-1m, no lighting | | pcs. | | |
| 16 | Showcase radial, Rext-1m, LED lighting | | pcs. | | |
| 17 | Shelf-unit 1,0x0,5x2,5m., 3 shelves | 340 | pcs. | | |
| 18 | Shelf-unit 0,5x0,5x2,5m., 3 shelves | 341 | pcs. | | |
| 19 | Shelf, 0,3x1,0m | 380 | pcs. | | |
| 20 | Angle shelf, 0,3x1,0m | 381 | pcs. | | |
| 21 | Brochure holder A4 | 324 | pcs. | | |
| 22 | Wall rack, pcs. | | pcs. | | |
| 23 | Paper bin, pcs. | | pcs. | | |
| 24 | Hanger floor, pcs. | | pcs. | | |
| Kitchen equipment | | | | | |
| 25 | Fridge up to 150l. | 350 | pcs. | | |
| 26 | Fridge up to 220l | 350a | pcs. | | |
| 27 | Sink (without water connection) | 601 | pcs. | | |
| 28 | Sink with boiler (without water connection) | 602 | pcs. | | |
| 29 | Automatic coffee machine (inc. 1 kg coffee beans) | 370 | pcs. | | |
| 30 | Water dispenser (cold/hot water), inc. 1 bottle 19l. | 371 | pcs. | | |
| 31 | Extra bottle, 19l. | 372 | pcs. | | |



signature

date



FORM №5.3 ADDITIONAL EQUIPMENT

Company name

Contact person

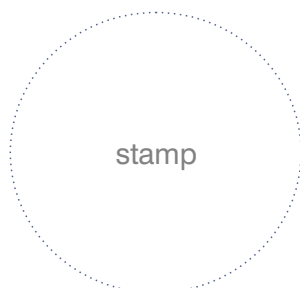
Telephone

email

| No | Name | ID | Q-ty | Price, euro | Total price, euro |
|------------------------------|---------------------------------------|-----|------|-------------|-------------------|
| Electricity equipemnt | | | | | |
| 1 | Plug socket, 220v, up to 1kW | 504 | pcs. | | |
| 2 | Plug socket, 220v, up to 2,5kW | 505 | pcs. | | |
| 3 | Plug socket, 380v | 506 | pcs. | | |
| 4 | Plug socket, 220v, up to 1 kW, 24h | 508 | pcs. | | |
| 5 | Plug socket, 220v, до 2,5 kW, 24h | 509 | pcs. | | |
| 6 | Spotlight on the arm M/G or LED, 150v | 510 | pcs. | | |
| 7 | Spotlight M/G or LED, 300v | 515 | pcs. | | |
| 8 | Daylight lamp, 100v | 520 | pcs. | | |

Please note!

- 1) Please do not order equipment already included in your package.
- 2) All items are available on temporary use.
- 3) Orders after the deadline are subject to a 50% surcharge.



stamp

Total, euro

signature

date

Send this form to
Technical dept.:

6



Alexey Moroz
+7 (917) 501-27-98
a.moroz@rusfishexpo.com

Deadline is
09 June 2019

FORM №6. SKETCH OF THE EQUIPPED BOOTH

Company name

Contact person

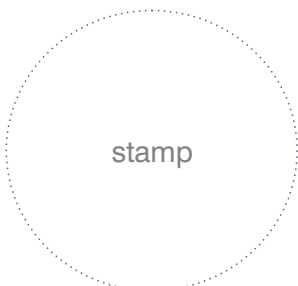
Telephone

email

| | | | | | | | | | | | | | | | | | | | | | |
|--|--|--|--|--|--|--|--|--|--|--|--|--|--|--|--|--|--|--|------|--|--|
| | | | | | | | | | | | | | | | | | | | 300 | | Chair Vilmar (type C) |
| | | | | | | | | | | | | | | | | | | | 303 | | Armchair round (type A) |
| | | | | | | | | | | | | | | | | | | | 306 | | Bar stool |
| | | | | | | | | | | | | | | | | | | | 313 | | Bar table |
| | | | | | | | | | | | | | | | | | | | 314 | | Table round/ Table round, glass |
| | | | | | | | | | | | | | | | | | | | 311 | | Table 120x80 |
| | | | | | | | | | | | | | | | | | | | 312 | | Table 200x80 |
| | | | | | | | | | | | | | | | | | | | 331 | | Wall rack |
| | | | | | | | | | | | | | | | | | | | 382 | | Podium 1,0x0,5x0,75 |
| | | | | | | | | | | | | | | | | | | | 321 | | Cupboard 1,0x0,5x1,0 |
| | | | | | | | | | | | | | | | | | | | 394a | | Showcase 1,0x0,5x1,0 with lighting |
| | | | | | | | | | | | | | | | | | | | 398a | | Showcase 1,0x0,5x1,0 with lighting |
| | | | | | | | | | | | | | | | | | | | 318 | | Information counter (type A), 1,0x0,5x1,1m |
| | | | | | | | | | | | | | | | | | | | 319 | | Information counter (type C), 1,0x0,5x1,1m |
| | | | | | | | | | | | | | | | | | | | 324 | | Brochure holder A4 |
| | | | | | | | | | | | | | | | | | | | 504 | | Plug socket, 220v, up to 1kW |
| | | | | | | | | | | | | | | | | | | | 508 | | Plug socket, 220v, up to 1kW, 24h |
| | | | | | | | | | | | | | | | | | | | 506 | | Plug socket, 380v |
| | | | | | | | | | | | | | | | | | | | 510 | | Spotlight on the arm 150v |
| | | | | | | | | | | | | | | | | | | | 515 | | Spotlight, 300v |

Please note!

We ask that exhibitors who have ordered an equipped space sketch their stand on this page, on basis of the plan you have received of your stand, specifying of all the stand elements - walls, furniture, plug socket, lights etc.



_____ signature

_____ date



Form №7. Temporary staff, cleaning

Company name

Contact person

Telephone

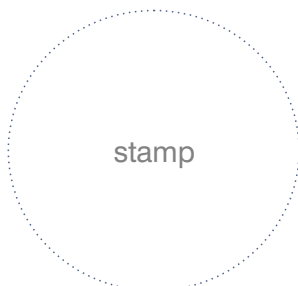
email

| | Date | Q-ty | Price (per day) | Total, euro |
|--|------|------|--------------------|-------------|
| Interpreter from Russian to English language | | | | |
| Interpreter from Russian to Chinese language | | | | |
| Stand assistant (English speaking) | | | | |
| Stand assistant | | | | |
| Stand attendant (English speaking) | | | | |
| Stand attendant (international level english speaking) | | | | |
| Stand attendant | | | | |
| Security guard (9:00 - 18:00) | | | | |
| Security guard (per hour, min. order 4 hours) | | | | |
| Promoter | | | | |
| Waiter | | | | |

| | Date | Q-ty | Price | Total, euro |
|--|------|------|-------|-------------|
| Stand cleaning (with a vacuum cleaner), sq.m. per day | | | | |
| Daily Stand cleaning (with a vacuum cleaner), sq.m. per day | | | | |
| Stand cleaning (wet cleaning), sq.m. per day | | | | |
| Daily stand wet cleaning, sq.m. per day | | | | |
| Maintenance stand cleaning, sq.m. per day | | | | |

Please note!

- 1) Orders after the deadline are subject to a 50% surcharge.
- 2) General cleaning of the aisles will be carried out every morning prior to opening as well as the removal of small amounts of refuse, provided they are placed in plastic bags or cartons in front of the stand in the evening.
- 3) In the event of a late cancellation (up to 3 weeks before show), the company must pay a penalty of three times the daily cost of the service ordered.
- 4) The cost of temporary staff is indicated for 1 working day, from 9:00 to 18:00.
- 5) Maintenance cleaning includes keeping the stand clean throughout the exhibition day, control by the cleaning staff is performed less than once per hour.



signature

date

Total, euro



Form №8. Electricity, water, compressed air, internet

Company name

Contact person

Telephone

email

| № | | Q-ty | Price | Total, euro |
|-----------------------|---|------|-------|-------------|
| Electricity | | | | |
| 1 | Electricity connection and consumption 2 kW, 220v | | | |
| 2 | Electricity connection and consumption 5 kW, 220v | | | |
| 3 | Electricity connection and consumption 10 kW, 380v | | | |
| 4 | Electricity connection and consumption 20 kW, 380v | | | |
| 5 | Electricity connection and consumption 30 kW, 380v | | | |
| 6 | Electricity connection and consumption 50 kW, 380v | | | |
| Water | | | | |
| 7 | Water connection service inc the tube. | | | |
| 8 | Technical water for the m3. | | | |
| 9 | Water supply (only for custom stand) | | | |
| 10 | Rental and installation of grease trap | | | |
| Compressed air | | | | |
| 11 | Compressed air (up to 8kg/cm2, up to 370l/min) | | | |
| Internet | | | | |
| 12 | Local Wi-Fi network on the stand up to 2 devices, up to 1 mbit/s. per 1 dev. | | | |
| 13 | Local Wi-Fi network on the stand up to 10 devices, up to 1 mbit/s. per 1 dev. | | | |
| 14 | Local Wi-Fi network on the stand up to 20 devices, up to 1 mbit/s. per 1 dev. | | | |
| 15 | Local Wi-Fi network on the stand up to 50 devices, up to 1 mbit/s. per 1 dev. | | | |
| 16 | Internet 1 mbit/s. | | | |
| 17 | Internet 10 mbit/s. | | | |
| 18 | Internet 20 mbit/s. | | | |
| 19 | Internet 50 mbit/s. | | | |

Please note!

1) Orders after the deadline are subject to a 50% surcharge.



Total, euro

signature

date

Form №9. A-V equipment

Company name

Contact person

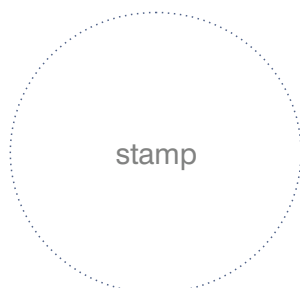
Telephone

email

| | | Q-ty | Price | Total, euro |
|-----------------------------|--|------|-------|-------------|
| № TV (plasma panels) | | | | |
| 1 | Renting TV 42" | | | |
| 2 | Renting TV 47-50" | | | |
| 3 | Renting TV 60" | | | |
| 4 | Renting TV 70-75" | | | |
| 5 | Renting TV 80" | | | |
| 6 | Floor stand TV holder (height from 1,0m to 1,4m) | | | |
| 7 | Wall mount TV holder (inc. mounting) | | | |
| LED screens | | | | |
| 8 | LED screen, 2,6mm., per 1 sq.m. | | | |
| 9 | LED screen Orion, 46", fullhd, per pcs. | | | |
| 10 | Decorations of the sides of the screens, per sq.m.(lam. chipboard) | | | |
| Touch screens | | | | |
| 11 | Renting touch screen, core i3, 43" on the floor stand holder | | | |
| 12 | Renting touch screen, core i5, 55" on the floor stand holder | | | |
| Audio equipment | | | | |
| 13 | Hand radio/cable microphone | | | |
| 14 | Active loudspeakers up to 100w | | | |
| PC | | | | |
| 15 | Renting laptop | | | |

Please note!

- 1) Orders after the deadline are subject to a 50% surcharge.
- 2) All items are available on temporary use.



Total, euro

signature

date



Alexey Moroz
+7 (917) 501-27-98
a.moroz@rusfishexpo.com

Form №10. Fridge equipment

Company name

Contact person

Telephone

email

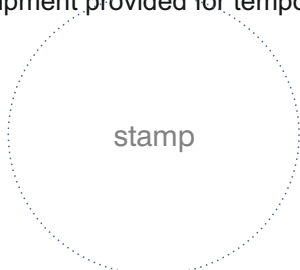
Морозильные витрины. лари



| | | | | | | | | | | | |
|----|--|--|--|--|--|----|--|--|--|--|--|
| 1 | Fish on ice, -5+5, 1,1m | | | | | 13 | Curved glass disp. counter, +2+4, 1,6m | | | | |
| 2 | Fish on ice, -5+5, 1,3m | | | | | 14 | Curved glass disp. counter, +2+4, 1,9m | | | | |
| 3 | Fish on ice, -5+5, 1,5m | | | | | 15 | Curved glass disp. counter, -16-18, 1,3m | | | | |
| 4 | Open top display, -16-18, 1,3m | | | | | 16 | Curved glass disp. counter, -16-18, 1,6m | | | | |
| 5 | Open top display, -16-18, 2,0m | | | | | 17 | Curved glass disp. counter, -16-18, 1,9m | | | | |
| 6 | Open top display, -16-18, 2,5m | | | | | 18 | Multideck disp., +2+4, 1,3m, h2,0m | | | | |
| 7 | Open top display, -5+5, 1,3m | | | | | 19 | Multideck disp., +2+4, 1,9m, h2,0m | | | | |
| 8 | Open top display, -5+5, 2,0m | | | | | 20 | Straight gl. freezer, -10-20, 1,0m | | | | |
| 9 | Curved glass disp. counter, -5+5, 1,2m | | | | | 21 | Straight gl. disp. freezer, -10-20, 1,3m | | | | |
| 10 | Curved glass disp. counter, -5+5, 1,6m | | | | | 22 | Straight gl. disp. freezer, -10-20, 1,7m | | | | |
| 11 | Curved glass disp. counter, -5+5, 1,8m | | | | | 23 | Curved glass disp. freezer, -10-20, 2,1m | | | | |
| 12 | Curved glass disp. counter, +2+4, 1,3m | | | | | 24 | Curved glass disp. freezer, -10-20, 2,5m | | | | |

Please note!

- 1) Orders after the deadline are subject to a 50% surcharge and in case of stock
- 2) All equipment provided for temporary use for the duration of the exhibition
- 3) The rent includes maintenance of the equipment during the exhibition, delivery of ice every day.



stamp

Total, euro

signature

date

☎ Alexey Moroz
☎ +7 (917) 501-27-98
✉ a.moroz@rusfishexpo.com

Exhibitors wishing to demonstrate heavy, bulky equipment, equipment requiring water / electricity connections within their booth. Required prepare and send to the technical department

I. Application for the demonstration of heavy, dimensional equipment.

The application must be attached:

1. Technical descriptive documentation.
2. Appearance of the object (photo, drawings, sketches)
3. Specify how to demonstrate the equipment
 - static demonstration
 - Dynamic demonstration.

II. Letter of instruction from those responsible for the equipment

III. Letter about the instruction of those responsible for the equipment.

Sample №1. Application for the demonstration of heavy, dimensional equipment.

On the letterhead of the enterprise

Исх.№ ____ от дд.мм. 2019г

From (Company Name)
pav №. F stand №. _____

Заявка / Statement

на демонстрацию технологического оборудования на стенде компании /
application for demonstration of technological equipment at the stand:

Просим Вас, на период проведения
Выставки с 10 по 12 июля 2019 года ,
разрешить демонстрацию
(наименование компании) на
территории МКВЦ «Экспофорум» пав. F,
стенд № __. Оборудование является
собственностью (наименование
компании)

We ask you, for the period of the
Exhibition from July 10 to July 12, 2019, to
allow demonstration (name of the
company) on the territory of the
ExpoForum International Exhibition Center
Pav. F,
stand number __. The equipment is the
property (company name).

**Таблица 1. Список оборудования и материалов
Table 1. List of equipment and materials**

| № | Наименование оборудования Equipment name | Тип Демонстрации Type of Demonstration | Габариты (длина, ширина, высота) Dimensions (length, width height) | Масса кг. Weight kg | Мощность кВА / кВт / нет подключения Power kVA / kW / no connect |
|---|---|---|---|------------------------|---|
| 1 | | | | | |
| 2 | | | | | |

stamp

employee's position, Company name

signature

name

☎ Alexey Moroz
☎ +7 (917) 501-27-98
✉ a.moroz@rusfishexpo.com

Sample № 2. Letter of instruction from those responsible for the equipment.

On the letterhead of the enterprise

ООО «ЭФ-Интернэшнл»


КВЦ «ЭКСПОФОРУМ» в период с 10 по 12 июля 2019 года, демонстрируемое на стенде № _____ в зале F оборудование нашего предприятия: _____ не требует от работающего на нем персонала специального обучения по пожарной безопасности, электробезопасности и соблюдению правил техники безопасности. Сотрудник (сотрудники) нашего предприятия _____, назначенный (назначенные) приказом № __ от _____ ответственным (ответственными) за пожарную безопасность, электробезопасность, и соблюдение правил техники безопасности, получил (получили) надлежащий инструктаж на нашем предприятии для работы на стенде в период монтажа, демонстрации и демонтажа оборудования на «III Международной выставке рыбной индустрии, морепродуктов и технологий».

"EXPOFORUM" in the period from 10 to 12 July 2019, demonstrated at booth No. _____ in hall F, the equipment of our enterprise: _____ does not require special training in fire safety, electrical safety and compliance with safety regulations. Employee (s) of our company _____, appointed (appointed) orders No. __ of _____ responsible (responsible) for fire safety, electrical safety, and compliance with safety regulations, Received (received) proper instructions from our company to work on stand during the installation, demonstration and dismantling of equipment on «III Seafood Expo Russia.»

employee's position, Company name

stamp

signature name

 Alexey Moroz
 +7 (917) 501-27-98
 a.moroz@rusfishexpo.com

Sample № 3. Letter about the instruction of those responsible for the equipment..

On the letterhead of the enterprise

Приказ/ Act № __

«__» _____ 2019г.

«III Международная выставка рыбной
индустрии, морепродуктов и технологий»

«III Seafood Expo Russia»

Для проведения общего руководства и
выполнения требований техники
безопасности при производстве
демонстрационных работ во время
проведения «III Международной выставке
рыбной индустрии, морепродуктов и
технологий» в павильоне F, стенде №__ в
период с 10 по 12 июля 2019 года.

For general use and to meet the requirements
of technology safety in the production of
demonstration works in time «III Seafood Expo
Russia» in pavilion № F, stand №. __ from July
10 to July 12, 2019.

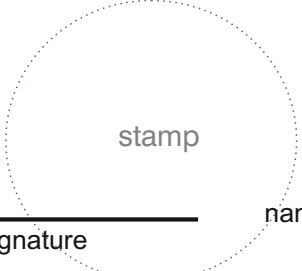
ПРИКАЗЫВАЮ:

Назначить __ (ФИО)__, __ (Должность)
__ ответственным за обеспечение
пожарной
безопасности и технике безопасности,
электробезопасности и охране труда при
проведении демонстрационных работ.

Decree:

Assign __ (full name) __, __ (position) ____
responsible for the provision of fire
safety and security, electrical safety and labor
protection
during the demonstration works.

employee's position, Company name

 stamp
 _____ name
 signature